

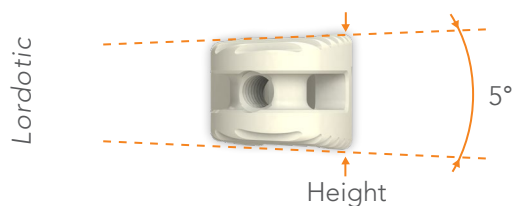


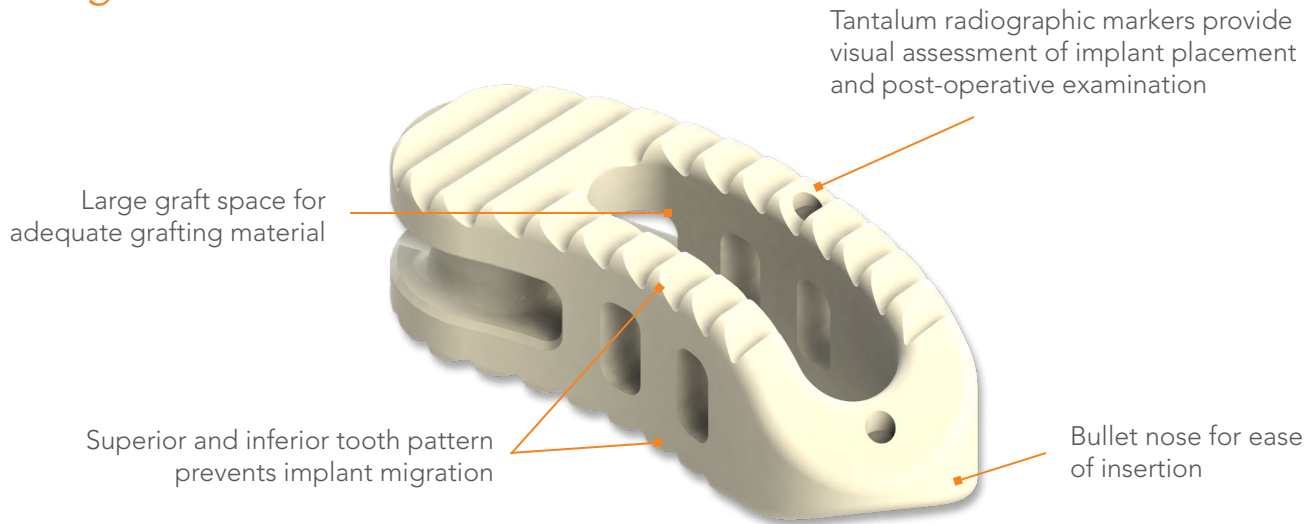
# Cantonale<sup>™</sup> [MAX]

## TLIF CAGE SYSTEM

### System Features

- Non-Lordotic, Lordotic, & Anatomic Designs for Precise Fit
- Radiolucent PEEK Material Enhances Visualization of Fusion Process
- Superior and Inferior Tooth Pattern Prevents Implant Migration
- Multiple Lengths Accommodate Varying Patient Anatomy
- Tantalum Radiographic Markers Provide Visual Assessment of Implant Placement & Post-Operative Examination
- Bullet Nose for Ease of Insertion
- Large Graft Space for Adequate Grafting Material

## TLIF Cage



## TLIF Sizes

Cage Size (Offered in Non-Lordotic and 5° Lordotic)		Length (mm) x Width (mm)			
		26 x 11	28 x 11	30 x 11	32 x 11
Height (mm)	7	✓	✓	✓	✓
	8	✓	✓	✓	✓
	9	✓	✓	✓	✓
	10	✓	✓	✓	✓
	11	✓	✓	✓	✓
	12	✓	✓	✓	✓
	13	✓	✓	✓	✓
	14	✓	✓	✓	✓
	15	✓	✓	✓	✓



199 Technology Drive, Suite 110  
Irvine, CA 92618  
Ph/Fax: 800.352.6103

[neurostructures.com](http://neurostructures.com)

All content herein is protected by copyright, trademarks, and other intellectual property rights owned by or licensed to NeuroStructures, Inc. or one of its affiliates, unless otherwise indicated, and must not be redistributed, duplicated or disclosed, in whole or in part, without the express written consent of NeuroStructures, Inc. This material is intended for the NeuroStructures, Inc. sales force and healthcare professionals. Distribution to any other recipient is prohibited.